

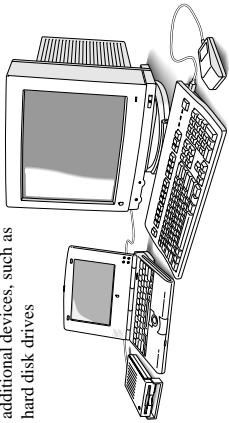


Transferring information in and out of your PowerBook Duo

Disk drive solutions

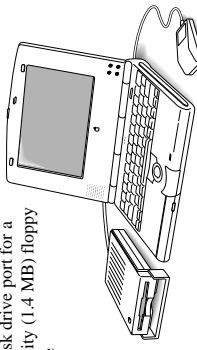
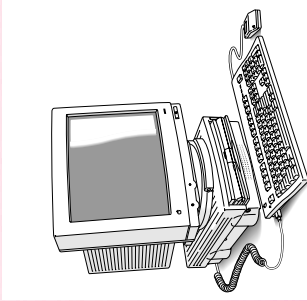
PowerBook Duo MiniDock

- Floppy disk drive port for a high-density (1.4 MB) floppy disk drive
- SCSI port for up to 6 additional devices, such as hard disk drives



PowerBook Duo Floppy Adapter

- Floppy disk drive port for a high-density (1.4 MB) floppy disk drive

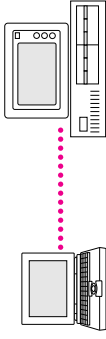



- PowerBook Duo Dock**
- SCSI port for up to 6 additional devices, such as hard disk drives
 - High-density (1.4 MB) floppy disk drive in Duo Dock
 - Optional hard disk drive in Duo Dock

Macintosh/DOS solutions

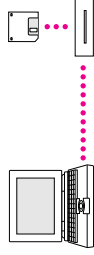
Network adapters

If you have the appropriate Farallon connectors, a Farallon PhoneNET Card (or another network adapter) in your DOS/Windows PC, and PhoneNET Talk software, you can exchange files between your PowerBook Duo and a DOS/Windows PC.



Macintosh PC Exchange

If you have Macintosh PC Exchange software installed on your PowerBook Duo, you can use files on a DOS/Windows diskette in a high-density (1.4 MB) floppy disk drive attached to your PowerBook.

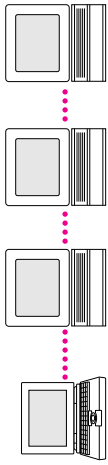


© 1994 Apple Computer, Inc. All rights reserved. Apple, the Apple logo, AppleTalk, EtherTalk, LocalTalk, Macintosh, Macintosh PC Exchange, and PowerBook are trademarks of Apple Computer, Inc., registered in the United States and other countries. PowerBook Duo and System 7 are trademarks of Apple Computer, Inc. Farallon, PhoneNET, PhoneNET Card PC, and PhoneNET Talk are registered trademarks of Farallon Computing, Inc. Windows is a trademark of Microsoft Corporation. 000-5512-A

Network solutions

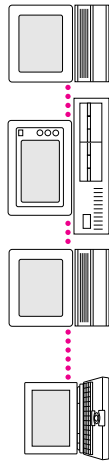
LocalTalk cables

You can use LocalTalk cables and System 7 file sharing to transfer information between your PowerBook Duo and other Macintosh computers on an AppleTalk network.



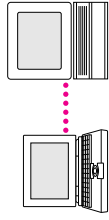
Farallon cables

You can use Farallon PhoneNET connectors and System 7 file sharing to transfer information between your PowerBook Duo and other computers on AppleTalk and EtherTalk networks.



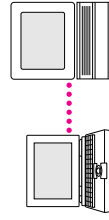
Serial cable

You can use a serial cable and System 7 file sharing to exchange files with another Macintosh computer.



SCSI Disk Adapter cable

If you have a Duo MiniDock attached to your PowerBook Duo, you can use an Apple HDI-30 SCSI Disk Adapter and the appropriate SCSI cables and terminators to exchange files with a desktop Macintosh computer.



Modem solutions

Apple Remote Access

You can use Apple Remote Access software to exchange files with another Macintosh in a remote location.



Terminal emulation

You can use a terminal emulation program to connect to a host computer or an on-line information service.



Fax send/receive

You can send or receive faxes with your PowerBook and a modem with fax send/receive capability. You can print files while traveling by sending them to the fax machine in your hotel.

